


Longhorn Council, BSA

Sid Richardson Scout Reservation

Bridgeport, Texas



Winter Camp Guide

December 26, 2021 – December 31, 2021

Table of Contents

Table of Contents	2
Aims of Winter Camp.....	3
Camp Leaders & Roles.....	3
Welcome from the Directors	3
Camp Safety	4
Expectations.....	5
Vandalism/Destruction of Property.....	5
Hazing/Bullying/Fighting	5
Knives	5
Camp Directions.....	6
Logistics	7
Check-In.....	7
Check-Out.....	7
Leaving Camp Early	8
Sleeping Quarters.....	8
Adult & Staff Expectations	8
What to Bring.....	9
Uniform.....	9
Personal Gear.....	9
Health & Safety	11
Homesickness	11
Covod-19 Policy	11
Medical Forms	11
Medical Insurance.....	112
Medical Treatment.....	122
Medication	12
Emergency Contact, Phone, & Mail.....	13
Visitors & Visitors’ Day	14
Program and Merit Badge Information	14
Special Programs	14
Merit Badges.....	14
Merit Badge Class Schedule & Registration.....	15
Program & Merit Badge Material Fees	16
Blue Cards/Merit Badge Completion Records.....	16
Merit Badge Instruction Period.....	16
Planned Merit Badges/Special Programs (Subject to Change)	Error! Bookmark not defined.
Schedules.....	Error! Bookmark not defined.6
Daily Routine	166
Planned Merit Badge Class Schedule (Subject to Change).....	Error! Bookmark not defined.

Aims of Winter Camp

Winter Camp is a unique and rewarding experience in Scouting. It will provide your Scout a personal challenge, filled with adventure & fun. They will practice individual & group leadership while working on advancements and participating in daily patrol activities.

There are three aims that your Scout should come away with from Winter Camp:

- **Advancement** – Positive forward movement towards their advancement goals.
- **Maturity** – Gain an understanding of personal responsibility and self-reliance.
- **Fun** – Just have a great time with fellow Scouts from around the country and their own troop.

Camp Leaders & Roles

Camp Director – Chris DeRose – 407.913.9137 / cderose@scouting.org

Program Director – Beth Terry – 817.368.5052 / scoutmaster75g@gmail.com


Health Officer – Tom Lee – 817.994.5530 / campingscout24@yahoo.com

Camp Ranger – Brian Holt – 940.575.4160

Ray Barnes – 940.575.9272

Welcome from the Directors

Greetings and Happy Holidays!

The time for Winter Camp 2021 is almost upon us and I hope, while you wait, that a happy holiday time is enjoyed by all. I wanted to send out this document to remind you of the schedule and let you know that some of the merit badges and activities will have additional costs. In addition, I wanted to outline some of the rules and policies that will be enforced during the Winter Camp session. In this busy season, please pay attention to those items with a red star, as they are very important. 

Please remember, that **all** our Winter Camp staff are volunteers here to help your Scout learn and have fun in a safe environment.

We are very pleased that you have chosen Longhorn Council for your Winter Camp experience this year and look forward to seeing you again at a Longhorn Council Camp!

Chris DeRose

Chris DeRose
Camp Director

Beth Terry

Beth Terry
Program Director

Camp Safety

In addition to the Scout Oath, Scout Law and the Outdoor Code, the following rules and policies have been established to ensure the continuation of Longhorn Council's and Sid Richardson's excellent safety record. Leaders & Scouts are asked to cooperate in the observance of these simple rules and in the common-sense day to day activities. For the safety and enjoyment of all Scouts in camp, Scouts and adults unwilling to observe camp rules and policies will be asked to leave.



1. The BSA's standards for youth protection will be followed.
2. All Winter Camp Scouts and Staff will wear closed toed boots or shoes, except in their **own** dorm or cabin.
3. Hiking is the preferred method of transportation
4. Throwing rocks or sticks is strictly forbidden.
5. Running is strongly discouraged.
6. Special driving permits will be issued by the Camp or Program Director on a case by case basis.
7. No riding outside of a vehicle's enclosed passenger compartment. This means no rides on trunks, hoods, fenders, or the back of open trucks. Seatbelts must be worn at all times.
8. The camp speed limit is 10 mph. Individuals who violate this limit excessively and/or frequently will have their driving privileges revoked.
9. The following will not be allowed at Longhorn Council Winter Camp:
 - a. Fireworks
 - b. Alcoholic beverages or illegal drugs
 - c. Pets (except service animals)
 - d. Personal firearms including rifles, handguns and bows
 - e. **No youth will have a knife in their possession, as we do not offer a merit badge that is dependent on this type of tool.** If found, it will be collected by staff and returned at checkout.
 - f. No toy electronics (Nintendo DS, etc.) of any kind, this is a Boy Scout camp, and there will be plenty of activities available for them to enjoy.
 - g. No youth will have a lighter or incendiary device.
 - h. **No aerosol deodorants and/or body sprays to ensure safety of all camp members due to some who may have allergies to such items.**
10. During the check-in process, a colored ID bracelet will be issued to every Scout and Leader who is attending Winter Camp. These bracelets must be worn at all times and will be required for admittance to the dining hall and all activities. Ask the Camp Director for a replacement bracelet.
11. **Cell phones or other electronic devices are not allowed by Scouts at camp for safety and security reasons.** If an electronic device is found, it will be immediately confiscated and locked up by the Camp Director **without warning**. The item will be returned upon check-out.
12. Winter Camp and the Longhorn Council are not responsible for the loss, theft, or damage of any cell phone or any other electronic device brought to camp.
13. Program Areas are off limits to Scouts during off hours or without staff supervision.
14. Scouts will not be allowed to leave camp with someone other than their parent or guardian without expressed approval of the Camp Director.
15. There is no camp visitation from family members or friends unless an emergency. Must contact the Camp Director for approval.

Smoking

Smoking, including vapor products and smokeless tobacco, is not permitted in any building at Sid Richardson or in sight of any Scout youth by an adult. Tobacco products, vapor products and smokeless tobacco products are prohibited items for youth at BSA Camps.



Expectations

The Scout Oath and Law are primary rules of individual conduct at Winter Camp. The Camp Director and/or Program Director will be notified by staff members or youth leadership of any problems. Apparent violation of local, state, or federal laws will be referred to the appropriate authority.

– EXTREMELY IMPORTANT!!!

- **Parents must inform the Camp or Program Director if they do not plan on being in their home area at any time during the Winter Camp period. In the event of an emergency (or behavior concern) we must have the name and phone number of a responsible party that can retrieve your Scout.**
- **All Scouts are expected to stay in camp the entire time. We have all been together since check-in; we set up camp together and must break down & clean camp together. All Scouts are expected to arrive and depart at the appropriate times, unless prior arrangements with the Camp Director have been made.**
- Electronics of any kind (radios, games, CD players, tablets, cell phones, etc.) are not encouraged at Winter Camp. If an electronic device is misused in violation of BSA Principles of Youth Protection or other violations of BSA policies; that electronic will be confiscated and the adult leader/parent will be notified.
- Between 9:30 pm and 6:30 am, campers will remain in their assigned dorms. Quiet hours begin at 9:30 pm, lights out at 10:30pm, and you are expected to be considerate of your neighbors.
- No food or drink (except water) is allowed in the dorms.
- Even though it is cold out, **DRINK WATER!** Scouts must always carry their water bottles.

Vandalism/Destruction of Property

Vandalism of camp properties or equipment, and equipment owned by individuals is unacceptable. Every Scout who attends Winter Camp needs to be aware of the “no nonsense” policy. Parents will be responsible for the actions of their Scouts. Longhorn Council will seek reimbursement from the parent/Scout responsible for damages sustained to facilities and/or equipment. Individuals who insist on such unacceptable behavior will be asked to leave camp and not return.

Hazing/Bullying/Fighting

No fighting, hazing, bullying or behavior outside the Scout Oath and Scout Law will be tolerated. Individuals who insist on such unacceptable behavior will be asked to leave camp and not return. This type of behavior has no place in Scouting and will not be tolerated by the Longhorn Council. Report any suspected issues to the Camp Director, adult leader and/or staff member. Hazing in the State of Texas is a felony.



Knives

The Scouts will not be participating in any activities where a pocket knife is required; **therefore, do not have your Scout bring a knife to camp.** If a knife is found, it will be immediately collected and locked up by the Camp Director. The item will be returned to the upon check-out. Knives that are made during the blacksmithing activities will be collected by the instructor and given at check-out.

Camp Directions

Main Camp

Sid Richardson Scout Ranch (SR2) is a 2500 acre camp with over 15 miles of shoreline on Lake Bridgeport, northwest of Fort Worth and west of Denton. From downtown Fort Worth, it is approximately 60 miles to the camp gate taking I-35 north to Hwy 287, Hwy 287 to Decatur, and Hwy 380 from Decatur to Runaway Bay. SR2 is 70 miles from DFW Airport.

If you are using a GPS or Google Maps to get to the camp the best address to enter is: “Sid Richardson Scout Ranch, Boy Scout Road, Runaway Bay, Texas” – that should get you to the front gate.

The GPS coordinates of the front gate are:

33° 11' 44.24" N

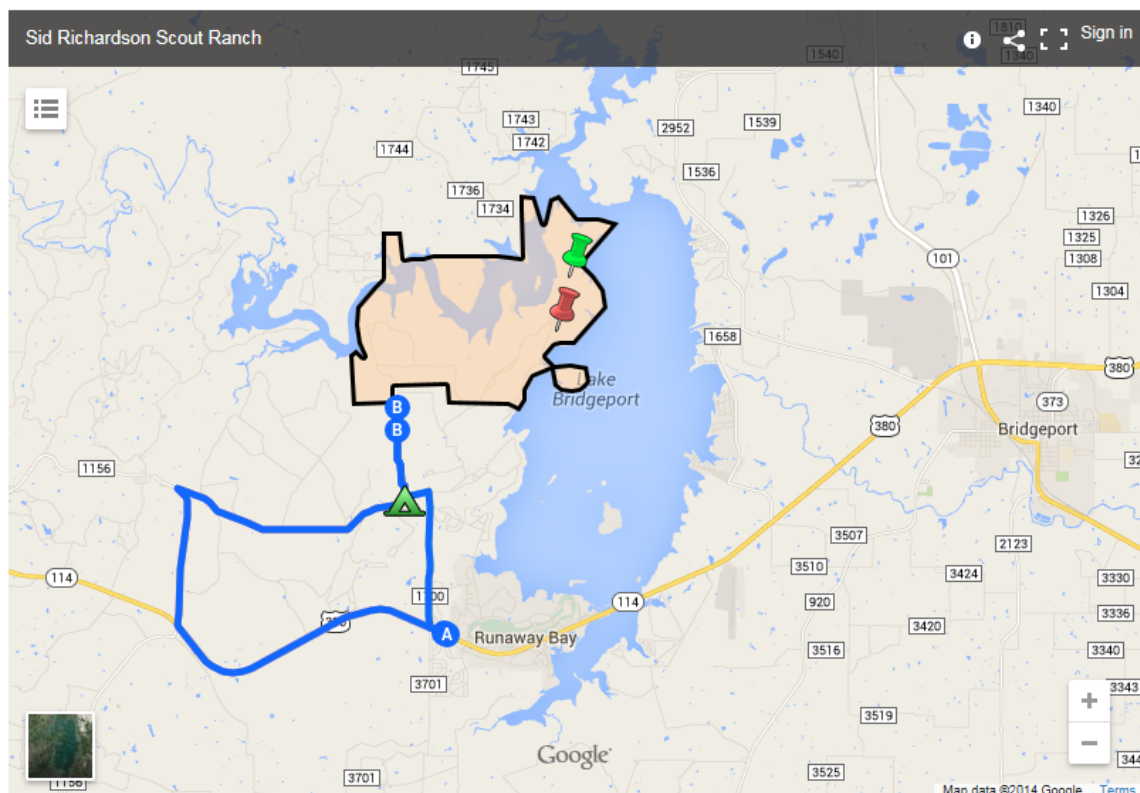
97° 54' 27.40" W

Lakeview Lodge

Once you enter the main camp road via the main entrance, stay on that road for approximately 10 miles. You will pass the first Ranger’s home where the white entrance gate and 2 Gazebos are located; from here you still have about 8 more miles to go. Stay on this main road and do **not** make any right/left hand turns onto any other road until you encounter blacktop/asphalt road, this is Main Camp. At this point, turn left which will put another Ranger’s home on your left-hand side and the main dining hall on your right. Continue driving North, staying to the left at the first fork by the dining hall and follow the signs to Lakeview Lodge.

Link to Sid Richardson Map - http://www.longhorncouncil.org/wp-content/uploads/2014/10/sid_large2004.gif

(Green Tack is Lakeview Lodge)



Logistics

Check-In



- When
 - Sunday, December 26, 2021 from 5:00 pm – 6:30 pm
- Where
 - Main Dining Hall – Camp 9
 - Please park in the grassy field directly west and across the road from the Dining Hall. This will allow us to get the campers after check-in to their assigned location at Lakeview using the Camp's Transportation.
- What to have ready
 - Please leave **all** gear in your vehicles until you have completed check-in
 - Completed, signed and valid BSA Annual Health and Medical Records, Parts A, B, & C **signed by qualified medical personnel** for Scouts and any adults which covers the duration of Camp.
 - Please complete and sign the official COVID-19 paperwork:
 - https://www.longhorncouncil.org/wp-content/uploads/2021/06/COVID-19-Pre-Event-Medical-Screening-Checklist_05242021.pdf
 - <https://www.longhorncouncil.org/wp-content/uploads/2021/06/COVID-19-Event-Arrival-Screening-Checklist-Longhorn-Councilrev05242021.pdf>
 - Parents of Scouts should note any over-the-counter or prescription medications that can be given to their Scout(s) during Winter Camp on the medical forms.
 - All medications must be in original bottles/pharmacy package with labels (only enough of each day of camp, not 30 days' worth)
- How the process will flow
 - The Scout will be able to review his or her schedule and add/drop MB classes, if space is available.
 - The Scout will be assigned a dormitory based on their gender, age and unit (where applicable)
 - A medical review will take place during check-in with the Camp Medical Staff, and any medication to be given at camp must be turned in at this time with pharmacy labels. Parents - **please make sure the staff is aware of any known medical issues before leaving.**
- After Check-In
 - **Parents will say their goodbyes at the Main Dining Hall**
 - Scouts will transfer their gear to Camp Vehicles for transportation to their dorms.
 - **A cracker barrel, not dinner, will be served for campers and staff after check-in.**
 - A **mandatory** camp orientation meeting will be held, after cracker barrel, in the Lakeview Dining Hall

Check-Out

Winter Camp will officially end after dinner, estimated at 7:00PM on Thursday, December 30, 2021. Parents and leaders can sign-out and pick-up their Scout(s), their belongings and paperwork any time between **7:30PM-8:30PM** at the Main Dining Hall where they checked-in on Sunday. Parents and/or leaders can make **prior** arrangements with the Camp Director to stay the night and be picked up between 9:00AM-10:00AM the following morning, Friday, December 31, 2019. *This is done by emailing the Camp Director with unit & name(s), or during check-in.* Your Scout will be required to pass dorm inspection by Camp Staff to leave. **The Program Director will call units/parents on Monday night who have not made prior arrangements to stay the evening of December 31, 2021.**



Leaving Camp Early

Anyone leaving camp early is required to check out with the Camp Director before leaving and check back in upon returning. Except for special circumstances, Scouts should have no reason to leave camp. Scouts will not be allowed to leave camp with someone other than their legal parent or guardian or with 2 adult unit leaders, and **only** with approval by the Camp Director.

Sleeping Quarters

Scouts


The Scouts stay in heated dorms which are organized by gender and age, and that hold 12 Scouts. Two dorms share toilet and shower facilities. No Scout shall enter another dorm without permission. Most beds in each dorm are bunk beds, so only a sleeping bag or bedroll and pillow are needed. Dorms will be inspected every morning during the morning flag ceremony, as a Scout is Clean. Any dorm that does not pass inspection will be cleaned prior to eating breakfast. **There is no guarantee that Scouts from the same unit will be in the same dorm, though we make our best efforts based the age.**

Leaders

The registered adults and staff will stay in heated cabins with a small kitchenette and refrigerator that sleep 4-6 people.

Adult & Staff Expectations

Required Training

 All adults and staff in camp must have documented proof with them at time of check-in of completion of the **Current BSA On-line Youth Protection Training**. **You cannot stay in camp without this training.**

Leader Participation

Adults planning to stay for the duration of Winter Camp should be prepared to help teach merit badge classes, driving and/or assisting in other ways. We ask that all adults/staff in camp help to maintain a positive and fun learning environment through active supervision of our “Troop” of about 90 youth. This will be discussed during the adult orientation following the camp meeting on December 26th. This participation ensures that we all have a Safe and Fun camping experience.

Required Paperwork

- Copy of BSA Youth Protection Training Card
- Character reference form
- Completed and signed BSA Medical Form, parts A, B & C

Insurance Policy

Out of Council

Out of Council Scouts and Scouters must provide proof of council accident insurance. All accidents and illnesses must be reported to the Health Officer. The unit leadership should file claims for all medical care not provided by the Health Officer.

Longhorn Council Registered Scouts and Scouters

Longhorn Council Scouts and Scouters that are registered campers are covered by an accident and insurance policy. All accidents and illnesses must be reported to the Health Officer. The unit leadership should file claims for all medical care not provided by the Health Officer.

What to Bring

Label all personal items with scout's name and troop number.
(i.e. **Smith, Joey – T285**)



Uniform

The BSA uniform is who we are and makes all Scouts equal. Each day for the morning & dinner meal, the camp is expected to be in the BSA Field Uniform. At other times a Scouting activity uniform would be appropriate (**be prepared to dress in layers for the predicted weather**).

Complete BSA Field Uniform consists of:

- BSA Scout Shirt with the appropriate patches



Personal Gear

The following is a list of items for you to bring to camp to be prepared for challenging activities and fun. **NOT PERMITTED** are any items (clothes, towels, hats, etc.) that do not represent the best spirit of the Scout Oath & Scout Law. **Closed toe shoes** are required at all times, except in one's own dorm. Everyone needs to pack enough clothes for the duration of camp (5 days), plus 1 extra change of clothes, just in case.

Warm clothing is needed, this is **WINTER CAMP**. Dressing in layers will be helpful. We typically have very wide temperature swings throughout the day from mild winter temperatures to snow or ice, so layering is very important. For the most accurate weather forecast for camp, use **Jacksboro, Texas** as your search location.

***Items marked with an asterisk are discussed separately following this list.**

Clothes

- Complete Scout Shirt
- Clothes hanger for uniform
- Long Pants
- Socks (must be worn every day)
- Shirts
- Underwear
- Sneakers and/or Lightweight Boots (2 pair)
- Beanie Cap
- Belt
- Pajamas or Sleeping Clothes
- Jacket
- Sweater, or sweatshirt

Toiletries & Bath Items

- Washcloths
- Towels (3 or 4)
- Soap & Shampoo
- Deodorant (**NO** aerosols) *
- Toothbrush and Toothpaste
- Shower Shoes (flip-flops or Crocs)
- Comb
- Shaving Gear (if needed)

Bedding

- Sleeping Bag or Sheets & Blanket
- Pillow & Pillow Case

Medication*

Gear

- Foot Locker w/Lock (Combo Preferred) *
- Day Pack
- Personal First Aid Kit
- Water Bottle
- Flashlight
- Extra Batteries (for Flashlight)
- Rain Gear (Poncho or Rain Coat)
- Merit Badge Pamphlets & Equipment*
- Pencil, Pen and Spiral Notebook
- Scouts BSA Handbook
- Sunscreen – Face (i.e. Stick)
- Sunscreen – Body (CFC Free) *
- Plastic Drinking Cup
- Dirty Clothes Bag
- Bandanas

Extras (Optional)

- Brim Hat
- Watch (**SPL/PL Required**)
- Book of Faith
- Camera
- Pre-Stamped Envelopes
- Playing Cards, Chess, Checkers, Book*

Specific clothing for Metalwork MB/Adv Blacksmithing/Welding *

Money (\$25-\$50) *



Money & Valuables

The Scout will be responsible for securing their own valuables **in a locked tote, at all times**. This money is for snacks, souvenirs, etc. The Trading Post will be open during check-in and regular times during Winter Camp if staff is available.

Locks

Scouts are required and reminded to lock their personal gear in the footlocker whenever they are not directly next to their gear. Unfortunately, not everyone practices the Scout Oath and Scout Law at camp sometimes, so this is theirs and our insurance policy to protect valuables and personal gear. We recommend a combination lock since keys get lost. If a lock is lost, the lock will be cut off and replaced at the Scout's expense.



Clothing

Please remember, no camo/military clothing, we are not going hunting, and no pajama like material (fleece/flannel) pants/shorts for daily wear. All language on clothing must be Scout appropriate. All clothing must provide ample protection for the activities of camp (i.e. no holes in clothing, major tears or rips). **Ensure your Scout is prepared for the cold to include pants, cold weather jacket, rain gear, gloves and a winter hat.**

Specific clothing for Metalwork MB, Welding MB, and/or Blacksmithing

If your Scout planned or now plans to take the Metalwork MB, Welding MB and/or participate in Blacksmithing, please ensure they bring **all cotton** clothing for use with in the forge and welding environment, as this is a safety issue. These clothes **will** get dirty & covered in soot!!! So, please pack extra clothing for them to change into when not in the forge or work area. *Hint – Pack a small bottle of Dawn liquid soap to wash their hands, arms and face to use in the shower. We do rent cotton jeans for the week at the Trading Post.*

Aerosol Deodorants and Body Sprays



Aerosol deodorants and body sprays are **not** allowed because they can cause individuals to have allergic and/or asthmatic responses when sprayed in closed and heated areas like dormitories, walkways, and bathrooms. Please provide your Scout with a stick or roll-on deodorant and proper shower items to maintain their cleanliness **for the safety of all in camp.**

Health & Safety



Homesickness

Homesickness is a natural part of growing up. The only questions are when and how severe they will experience homesickness. Therefore, tell your Scout to not be embarrassed if they feel sad and miss their parents or family. Talk with one of their peers, youth leaders, adult staff and/or volunteers. They will try to help.

The best solution for homesickness is lots of fun and activities. If your Scout misses their parents, we suggest they write a letter. Camp policy requires that to use the telephone to call anyone, the Scout must contact an adult staff member. The use of a telephone is for **emergencies only** and homesickness is **not** considered an emergency.

Parental Support for Homesickness

Parents can help by sending encouraging letters to camp and by setting expectations that their Scout will have fun and will remain in camp for the entirety. If your Scout is permitted to call home due to homesickness, **please** encourage him to remain at camp and it is recommended that you **do not** agree to come and get him.

COVID-19 Policy

Each individual who registers for Winter Camp must bring the completed forms that are linked at the beginning of this document. While it is not required, we encourage all participants to wear a mask for their safety. Upon arrival, you will be assigned to your designated cohort. Cohorts are organized by cabins and dorms. Each dorm will be considered a patrol (cohort). Those participants in that cohort will allowed to eat and sit with each other for the duration of camp. For more information on our current Covid-19 forms, visit our council webpage: <https://www.longhorncouncil.org/covid-19-forms/>



Medical Forms

All campers, youth and adults, must complete and must have the proper signatures on the current **BSA Annual Health and Medical Record**. Ensure that the Scout's/Scouter's name and DOB is listed on all three parts, Part A, Part B & Part C. Please pay attention to ensure the parent/guardian has signed the bottom of Part A regarding administration of prescription/OTC medication (if needed), Part B regarding Talent release, Informed Consent, and accuracy of Part A, and Part C signed by a physician (MD/DO) dated within the last year and prior to the end of camp.

Medical Insurance

All medical forms must include a front and back copy of the insurance card with the Scout's/Scouter's medical insurance information. Any individual who has **no** medical insurance will need to write **NONE** in the insurance field on **Part A of the BSA Annual Health and Medical Record**. If the medical insurance information is left blank on the form and/or no copy of the medical card exists, the BSA will assume, that you as the parent/legal guardian accept **full** financial responsibility for any medical issue which requires treatment by an outside facility, etc.

Medical Treatment



Medical treatment is available both onsite and offsite, depending on the severity of the case. There is no charge for medical services performed in camp for Scouts and leaders, except for certain medical supplies. All campers needing services performed at the hospital/clinic are required to handle payments through the family's insurance policy, then the BSA. There is a Health Officer available 24 hours a day.

If the medical attention that you or your Scouts wish to receive differs from what would be commonly accepted due to your religious beliefs, you must provide a signed letter detailing the appropriate instructions.

Medication

All **prescription and over-the-counter** medication must come to camp in the original container with labels and will be kept with the Camp's Health Officer in a locked container. The only exception to this will be medications needing refrigeration, inhalers, allergy kits, etc. The latter medications are of an emergency nature and will be carried by the individual. Typically, the Health Officer or designee will hold one/more 'med calls' based around meals and/or bedtime to make the medications available for the Scouts.



It is the Scout's responsibility to ensure they take their medication accordingly, not the Health Officer. BSA policy does encourage a Leader to take on this responsibility.

All medication (prescription & over-the-counter) must be noted on the *BSA Annual Health and Medical Record* and signed by a parent, legal guardian, and/or physician giving permission for the medication to be dispensed and administered at camp. This letter will remain on file with the Camp's Health Officer and shared with the appropriate medical staff.

Adults

Adults will maintain their own medications (prescription & over-the-counter), but they must still come in original packaging and doses filled out for those taken on a regular basis on the *BSA Annual Health and Medical Record*.

Youth

All medications, prescription and/or over-the counter, shall be delivered to the Camp Health Officer in one Zip-lock bag, labeled with the Scout's name and troop number. All medications are required to be labeled as outlined below. Please only provide enough for the days of camp and maybe a few extras, not 30 days' worth.

Prescription Medication

All prescription medication must come to camp in the original bottle/packaging from the pharmacy. The label must contain:

- The camper's name
- Date of prescription
- Doctor's name and phone number
- Correct Dosage
- It is **highly** recommended that you ask your pharmacy to label the actual inhalers and/or epi-pen with an Rx label too.
- **No** handwriting will be allowed on prescription medication bottles.
- All prescription drugs will be kept locked. Daily medical supplies for life threatening conditions (such as inhalers, allergy kits, etc.) should be carried by the person needing them.

- The Scout is **required** to notify the Camp Health Officer should they use their inhaler or allergy kit with time & dosage (i.e.; 3:30 pm, 2 puffs of my inhaler) ASAP.

Over-the-Counter Medication

Any over-the-counter medications that you think your Scout may need while at camp should be listed on the ***BSA Annual Health & Medical Record*** and provided. These are medications like Claritin, Motrin, eye drops, etc. If you run out of room, continue and attach additional pages.

All over-the-counter medication must come to camp in the original packaging. Please print neatly the following on the front of the package, so the medication information can still be read.

- The camper's name
- Correct Dosage

Emergency Contact, Phone, & Mail

Emergency Contact

For emergencies please use the numbers below. Please remember that camp numbers are for emergency purposes only. All other calls need to go to the unit leader accompanying the unit.

Please do not to call except in emergency situations.

Be prepared to give the

Troop Number, Individual's Name & Nature of Issue

Sid Richardson Scout Camp - 940.575.4243

Chris DeRose, Camp Director – 407.913.9137

Program Director, Beth Terry - 817.368.5052

Phone

For non-emergencies, please contact one of the directors listed above. Due to spotty cell coverage, we will check voicemails at breakfast and dinner at a minimum. If you leave a message or send a text to either director, please include your name, the troop number, individual at camp and nature of issue in the message.

Mail

Snail Mail

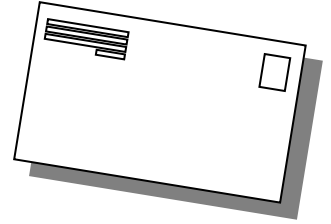
Parents are encouraged to send mail to their sons at camp. Consider how long it may take for mail to arrive at camp (usually 4-5 days) for distribution. Please do not send food and waive signatures on all special packages to ensure delivery!!!

Camp mail is delivered and picked up daily. You will likely need to mail letters and packages by Friday, December 20, 2021 to ensure delivery during camp.

Camper mail should be addressed with the required information outlined below. Mail that is received after a unit has left or is not picked up will be marked "RETURN TO SENDER" and mailed. Please be sure to include all information to insure delivery.

All mail to campers should be addressed:

<Name>
Winter Camp
Sid Richardson Scout Ranch, B.S.A
183 Eagle's Trail
Jacksboro, TX 76458



Visitors & Visitors' Day

There is no planned or scheduled Visitors' Day due to our schedule and living spaces.

Program and Merit Badge Information

Special Programs

Blacksmithing & Advanced Blacksmithing

This intense experience **requires previous completion of the Metalwork MB** which will expand the Scout's knowledge and techniques in working with metal and the forge. The Scout **must** have already **completed the Metalwork MB to enroll in this class**. This is **not** a merit badge and no recognition will be provided except for the Scouts' resulting project they create. This special program allows the Scouts to learn and practice creating projects that are more difficult. Blacksmithing will make a knife from a railroad spike. Advanced Blacksmithing will make a hatchet from a railroad spike and provided wood handle.

Merit Badges

One of the primary aims of Winter Camp is advancement through the completion of merit badges. Scouts will usually schedule five to six merit badges. Some merit badges and special programs have age, skill, and experience restrictions. Others require previous work or materials which are outlined in the following sections.

Most merit badges can be completed at camp, but some cannot due to the duration or specifics of a requirements which will result in a partial completion that the Scout can finish at home. So, please review the requirements at home prior to leaving, as some items may have been completed. To receive full credit, a Scout must bring documentation of previously completed requirements to camp or the Scoutmaster must certify completion of the requirements with the merit badge instructor in writing for the Scout to receive a completion. Failure to comply with this procedure will result in the Scout being issued a partial for the merit badge.

The Camp requires all Scouts to attend the courses they have signed up for while at Winter Camp. Additionally, the Scouts are expected to work on assignments assigned by their instructors during free time to complete the requirements.



Daily Attendance and Progress Reports for each scout will be maintained daily by the Winter Camp staff. A Scout who fails to attend class or complete the assigned work based on their willingness/attitude, **not** abilities, could cause the Scout to be sent home **immediately**. This would be at the cost of the parent.

Any Scout who is having difficulty with the material, requirements and/or staff needs to bring this to the attention of Camp or Program Director. We will assist in tutoring, resolving conflict, and/or work with staff to assign the Scout to a new merit badge or activity class where they can be **successful**.

Our goal is for the Scout to have fun, learn and grow in a hands-on outdoor experience!

MB Transportation

Transportation for Scouts to/from those MBs outside of the Lakeview Lodge vicinity will be provided via the camp bus. The bus will make the rounds between all remote classes.

Merit Badge Class Schedule & Registration

Online registration for MB will open starting October 7, 2021 at 6PM (Dallas time) and will close at noon December 23, 2021. Scouts must register for their merit badges before check-in. An email with instructions will be sent prior to registration open with the email used at registration.

All Scouts should plan on being in a class 4 out of 5 periods of the day, though we highly encourage all Scouts to be enrolled in a MB/program for the entire day. Classes on the published on-line schedule were tentatively based on registration request and available counselors.

Your Scout's preliminary schedule will be available upon arrival at Check-In, if you used the on-line registration. At Check-in, the Scout may request a drop/add of a class depending on availability. Additionally, there is an opportunity to provide some classes that did not make the published schedule which we will let you know at Check-In.

Required Gear for Merit Badges and Programs

Some merit badges require you to bring special clothing or gear complete the course.

- All Courses
 - Merit Badge books should be brought to camp.
 - Merit Badge worksheets are helpful and can be printed and brought to camp too. You can find the worksheets at http://meritbadge.org/wiki/index.php/Merit_Badges. We don't supply them.
- Leatherworking - Basketry
 - For handicrafts, the cost of supplies will be added to the merit badge fee when you pick your classes.
- Metalwork/Welding/Blacksmithing
 - **ONLY cotton shirts and pants & closed toe shoes.** Nylon/polyester clothing is prohibited in the forge or during Welding MB.
- First Aid
 - Personal First Aid Kit
- Wilderness Survival
 - Warm, dry clothing for the overnight activity. Scouts will stay in shelters they make and can take a blanket or sleeping bag with them. A knit stocking cap is highly recommended.

Program & Merit Badge Material Fees

To defray costs for specialized equipment, maintenance and/or operating costs for specific merit badges, the camp charges user fees for these special programs. Additionally, some classes will require additional program materials that need to be brought to camp or that can be **paid for during check-in at the Trading Post**. Not all the listed MB below may be offered.

Program Fees - Pay during Check-in at the Trading Post

Archery MB	\$10 (includes arrow kit)
ATV	\$20
Basketry MB	\$15
Climbing MB	\$20
Cooking MB.....	\$15
Leatherwork MB.....	\$15
Metalwork MB / Blacksmithing Activity	\$20
Rifle MB	\$20
Shotgun MB	\$35 (50 shots - shells/targets)
Welding MB.....	\$15



Blue Cards/Merit Badge Completion Records

Blue Card and/or MB completion records data entry will not be completed until after Camp due to limited staff resources. Those updates will be available the morning of December 31st in the system your Scout was registered to attend camp. **No blue cards will be printed/delivered at camp.** Parents/leaders that registered the Scouts can get MB completion reports and print them at home.

Any questions with the merit badge reports can be directed to the Camp and/or Program Director.

Merit Badge Instruction Period

Merit badges are scheduled for a total of 5.5 hours of instruction over the duration of camp. This allows for a steady pace and the ability to combine similar merit badges in one session. If there are two merit badges listed for a specific time slot, it is the instructor’s discretion if one or both merit badges can be completed based on the performance of the class.

Daily Routine

1. Wake-Up - 6:30 AM
2. Morning Flag Ceremony & Dorm Inspection – 7:15 AM
3. Breakfast – 7:30AM
4. Morning MB Classes start -8:30 AM.
5. Lunch – 12:00 PM until 1:00 PM
6. Afternoon MB Classes start – 1:00 PM until 6:00 PM
7. Evening Flag Ceremony/Dinner – 6:15 PM
8. Evening programs are from 7:30 PM until 9:00 PM
9. Quiet hour begins at 9:30 PM
10. Lights out at 10:30 PM

SR2 Winter Camp 2021 Merit Badge Schedule

Location	B	1	2	L	3	4	5	D	Evening Program (prone to be updated)		
	7:30-8:15	8:30-10	10:15-11:45	12-12:45	1-2:30	2:45-4:15	4:30-6	6:15-7:15	7:30-9		
Archery Range			Archery		Archery	Archery					
Rifle Range		Rifle	Rifle							SPL/Adult Shoot 29-Dec	
Shotgun Range					Shotgun	Shotgun					
Shop					Farm Mech	Auto Mech	Welding				
Conf. Cntr. 1 (Back)		Communication	Cit World		Cit Nation	Cit Comm				Movie Night 28-Dec	
Conf. Cntr. 2 (Front)			E-Sci		Astronomy	Forestry	E-Science				
Pavillion North			Fire Safety				Fire Safety				
Pavillion South		Space X					Wilderness Survival				
Trails		ATV			ATV						
Waterfront (Lkwv)					Fishing						
Camp 9 Kitchen		Cooking				Cooking					
Lkwv D-Hall (North)			Search & Resuce				Search & Rescue		Basketry	Fingerprinting 27-Dec	Wilderness Survival 29 (30)-Dec 9pm
Lkwv D-Hall (South)		First Aid			E-Prep	First Aid			Leather	Climbing Knots 27-Dec	Star Party 30-Dec
Home Repair (TBA)			Home Repair			Home Repair					
Blacksmith Forge		Blacksmith	Blacksmith		Blacksmith	Blacksmith	Blacksmith				
Blacksmith Forge		Metalwork	Metalwork		Metalwork	Metalwork	Metalwork				
Climbing Tower					Climbing	Climbing	Climbing			Open Tower 28-Dec	
Camp 9 D-Hall (West)											
Camp 9 D-Hall (East)		Chemistry	Electronics/ Electricity		Electronics/ Electricity		Camping				